

SCM



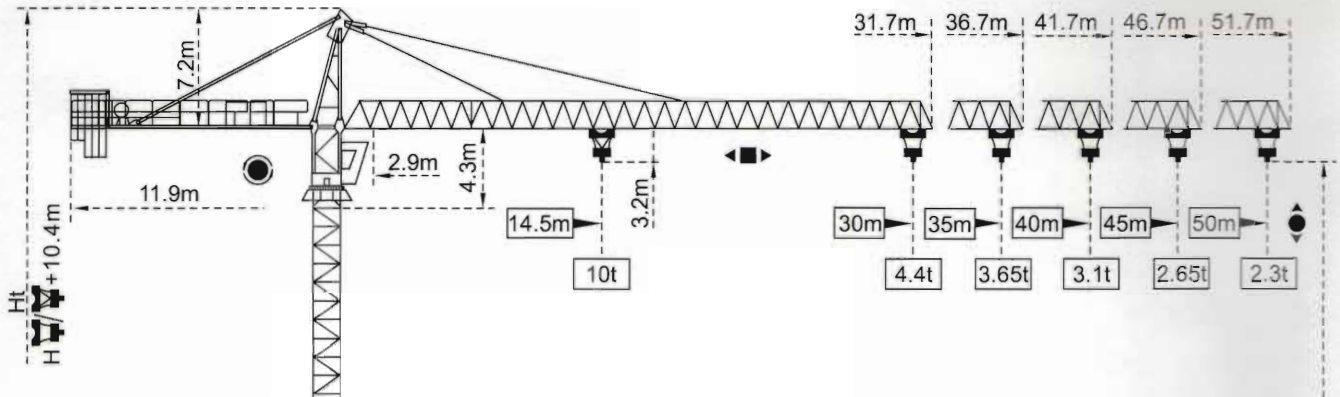
**F0/23B**

四川建設機械(集團)股份有限公司

SICHUAN CONSTRUCTION MACHINERY (GROUP) CO.,LTD

## 外形尺寸

## Outline Dimensions



## 塔身截面

Mast  $\varnothing 1.6m \times 1.6m$




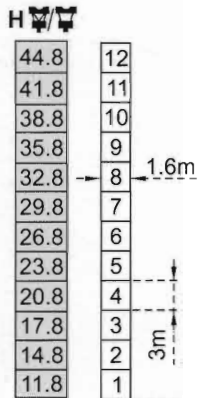
$\varnothing 2m \times 2m$

PA452

SA452

PA664

VA650



F2	● 98t	■ 118t
F3	● 66t	■ 92t
	● 42t	

F1	70t	89t
	50t	

F2	● 108t	■ 192t
F3	● 68t	■ 157t
	57.8t	

F1	86t	120t
	69t	

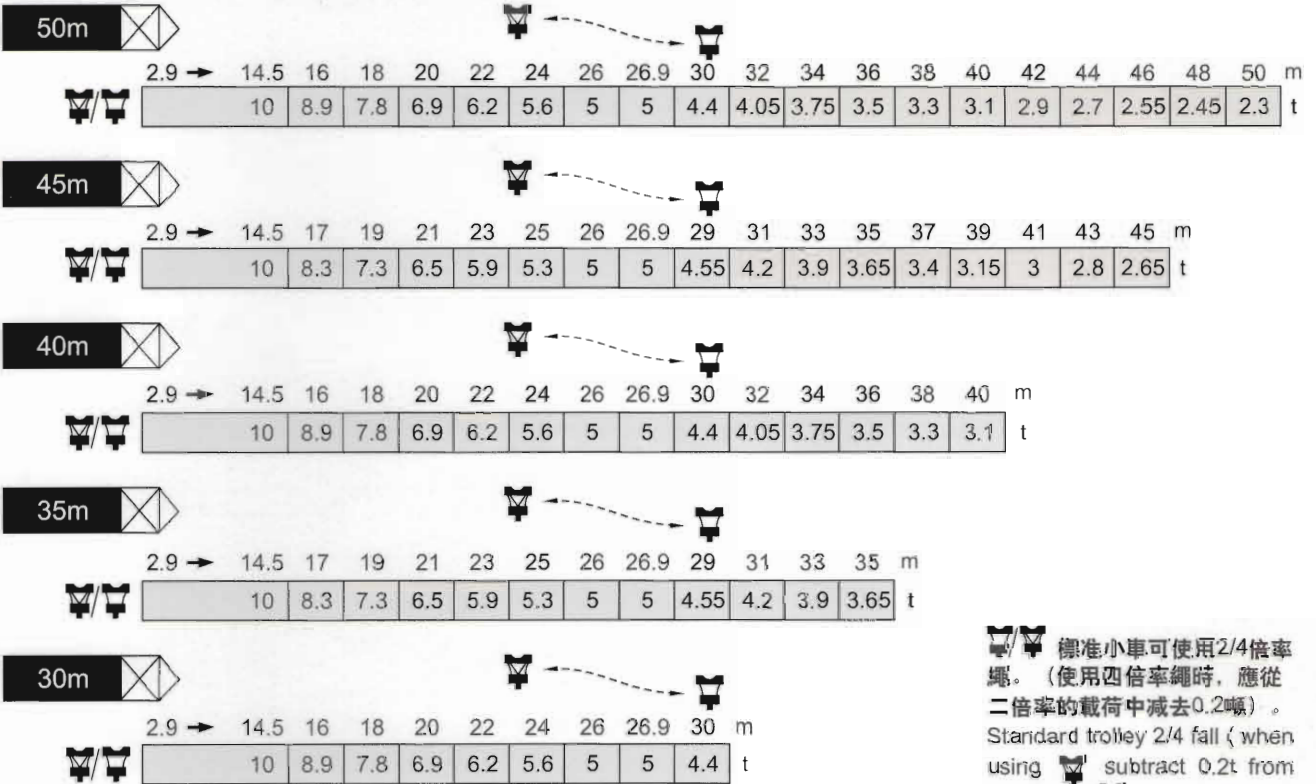
● 工作狀態 in service    ■ 非工作狀態 out of service  
 自重 Without load and ballast with longest jib and maximum height

F=固定反力或輪壓 Reactions

## 載荷特性

## Load Diagrams

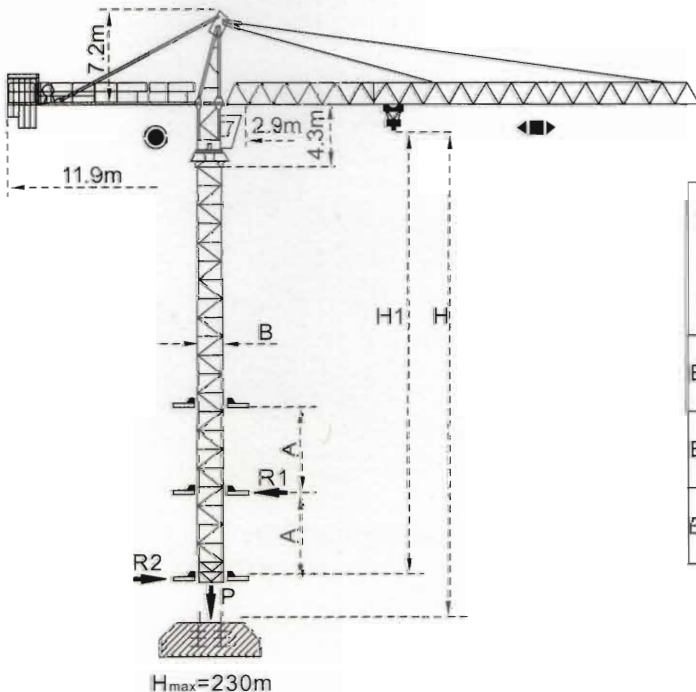
### 臂 Jib



標準小車可使用2/4倍率繩。 (使用四倍率繩時, 應從二倍率的載荷中減去0.2噸)。 Standard trolley 2/4 fall ( when using 4:1 fall subtract 0.2t from the loads )

## 內爬機型

## Inner-climbing Type



內爬機型	塔身斷面 B	組合高度 H <sub>1</sub>	頂升框間距		支座反力			自重
			A <sub>min</sub>	A <sub>max</sub>	P	R <sub>1</sub>	R <sub>2</sub>	
BA476	1.6m	35.6m	7m	11m	63.5t	18.7t	16.7t	41t
BA479	1.6m	43.3m	12m	19m	69.6t	18.6t	15.9t	50t
BA675	2m	53.6m	16m	21m	75t	27.9t 21.2t	14.7t 10.4t	59t

機構特性		Specifications Mechanisms					
名稱 Name	機構代號 Model	工作速度 m/min Operating speeds		起重量 t Hoist weight	纜繩量 Rope length	電動機 Motor	
						Hp	kW
起升 Hoisting	70RCS25 ⬆️	雙繩 2 fall	0-50	5	486m >486m★	70	2×51.5
			0-100	2.5			
		四繩 4 fall	0-25	10			
			0-50	5			
	75LVF25R ⬆️	雙繩 2 fall	0-50	5	550m >550m★	75	55
			0-100	2.5			
		四繩 4 fall	0-25	10			
			0-50	5			
變幅 Trolleying	X96 ◀️▶️	15-38-58				堵轉力矩 95N.m	
回轉 Slewing	OMD45 ⦿	0-0.7r/min				2×6	2×4.4
	RCV95 ⦿	0-0.7r/min					2×95N.m
	9RVF ⦿	0-0.7r/min				堵轉力矩 2×95N.m	
行走 Travelling	18TVF ◀️▶️	0-25				4×3.4	
	RT443 ◀️▶️	0-12.5-25				4×5	4×1.7/3.4

★ 根據用戶特殊要求提供  
To be supplied according to client's specific requirements



四川建設機械（集團）股份有限公司  
SICHUAN CONSTRUCTION MACHINERY (GROUP) CO.,LTD



**PT. TOBAMIX FERRUMINDO**  
MANUFACTURING, CONTRACTOR, SUPPLIER, GENERAL TRADE  
Jl. Mauk KM. 1.5 Tangerang - Indonesia  
Telp. : (62-21) 6242173 Fax. (62-21) 6242172  
email : ptkm@indo.net.id